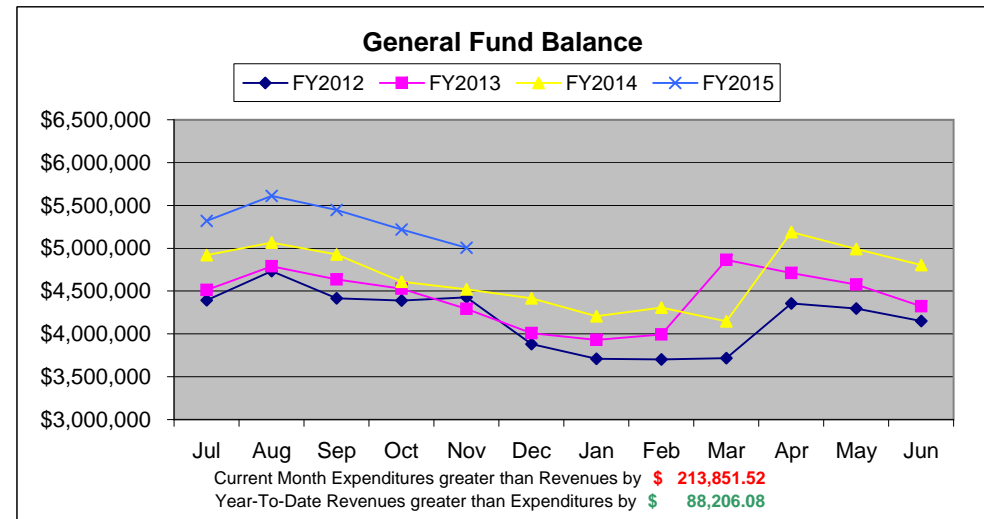
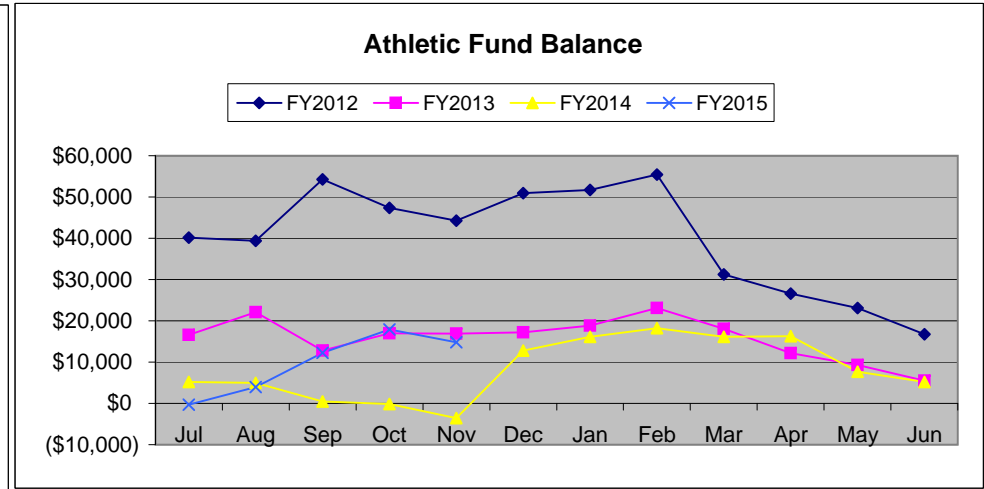
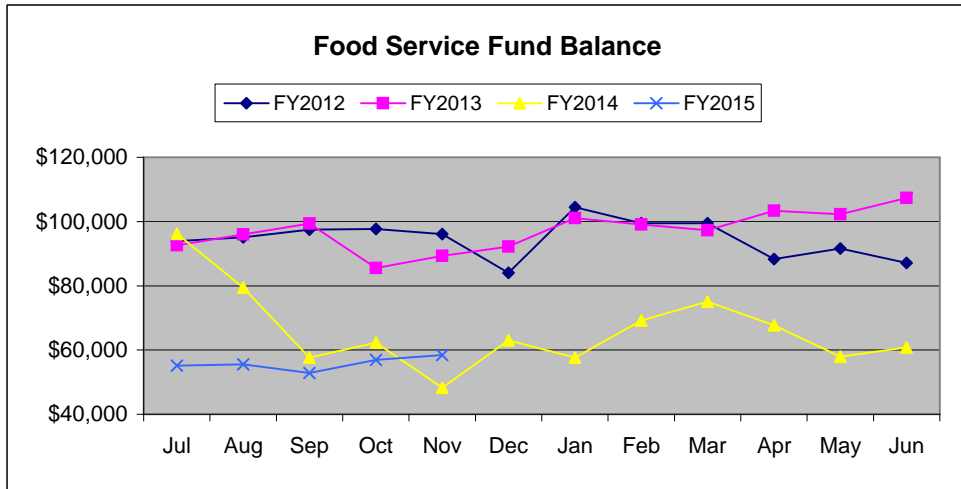


## Lucas Local Schools

### Monthly Finance Report

For the period ending: November 30, 2014



Permanent Improvement Fund Balance: \$ 149,234.95  
Expenditures This Month: None  
Open Purchase orders in the amount of: \$ 14,350.00 (Install heat in Shop, Architect)

General Fund Information:  
Last Year ending cash balance June 30, 2014: \$ 4,917,518  
Forecasted Ending cash balance June 30, 2015: \$ 4,950,130 updated 10/21/2014  
Forecasted Ending cash balance June 30, 2016: \$ 4,447,659 updated 10/21/2014  
Forecasted Ending cash balance June 30, 2017: \$ 3,230,970 updated 10/21/2014  
Forecasted Ending cash balance June 30, 2018: \$ 1,805,566 updated 10/21/2014  
Forecasted Ending cash balance June 30, 2019: \$ 73,896 updated 10/21/2014

Date: 12/02/2014  
Time: 11:34 am

LUCAS LOCAL SCHOOL DISTRICT  
SORT BY CHECK NUMBER  
CHECK DATES BETWEEN 11/01/2014 AND 11/30/2014  
ALL CHECKS SELECTED

Page: 1  
(CHEKPY)

CHECK	TYPE	DATE	VENDOR	VENDOR	STATUS/DATE	BANK CODE	CHECK AMOUNT
014726	W	11/05/2014	AGLAND CO-OP INC. PO BOX 369	396983	RECONCILED:11/07/2014		10,115.82
014727	W	11/05/2014	CARQUEST AUTO PARTS	045800	RECONCILED:11/10/2014		408.83
014728	W	11/05/2014	CARTRIDGE WORLD MICNASH HOLDINGS LLC	396779	RECONCILED:11/07/2014		266.90
014729	W	11/05/2014	CDW-G	396372	RECONCILED:11/10/2014		1,200.43
014730	W	11/05/2014	Children's Theater Foundation c/o Darlene Taylor	223290	RECONCILED:11/13/2014		269.50
014731	W	11/05/2014	FARINA, DANE	397145	RECONCILED:11/21/2014		34.21
014732	W	11/05/2014	FIRELANDS ELECTRIC COOP	088500	RECONCILED:11/12/2014		306.85
014733	W	11/05/2014	FISCHER, NANCY	397052	RECONCILED:11/06/2014		73.92
014734	W	11/05/2014	FORGET ME NOT FLOWER SHOP	397388	RECONCILED:11/10/2014		136.50
014735	W	11/05/2014	GCH Health Services 19	397409	RECONCILED:11/17/2014		48.00
014736	W	11/05/2014	GERBER DRY CLEANING	397183	RECONCILED:11/13/2014		53.25
014737	W	11/05/2014	GIONINIO'S PIZZA Ball Nelson Inc.	397180	RECONCILED:11/25/2014		24.88
014738	W	11/05/2014	HARCOURT OUTLINES, INC.	396715	RECONCILED:11/10/2014		609.98
014739	W	11/05/2014	HECKER, NANCY	335500			22.40
014740	W	11/05/2014	KIMBALL MIDWEST	397105	RECONCILED:11/10/2014		608.61
014741	W	11/05/2014	KOPPERT-SMITH, CHRISTEL	340200	RECONCILED:11/07/2014		81.44
014742	W	11/05/2014	LOWE'S OF ONTARIO	165615	RECONCILED:11/12/2014		107.24
014743	W	11/05/2014	MANSFIELD POST OFFICE	216195	RECONCILED:11/17/2014		197.67
014744	W	11/05/2014	MANSFIELD-ONTARIO- RICH CTY HEALTH DEPT	228645	RECONCILED:11/13/2014		5,292.00
014745	W	11/05/2014	MID OHIO EDUCATIONAL SERV CTR	227880	RECONCILED:11/10/2014		65.00
014746	W	11/05/2014	MIKE'S MUSIC CORNER Michael Steven Metcalf	191500	RECONCILED:11/10/2014		1,834.60
014747	W	11/05/2014	MILLIRON WASTE MGMT INC	192600	RECONCILED:11/12/2014		226.10
014748	W	11/05/2014	NEWS JOURNAL	203925	RECONCILED:11/10/2014		42.50
014749	W	11/05/2014	MVD & ASSOCIATES	169500	RECONCILED:11/14/2014		1,161.00
014750	W	11/05/2014	OHIO ASSOCIATION FOR GIFTED CHILDREN	206275	RECONCILED:11/10/2014		210.00
014751	W	11/05/2014	PITCHER, MARTI	131224	RECONCILED:11/10/2014		326.90
014752	W	11/05/2014	POWER OF THE PEN	216700	RECONCILED:11/17/2014		400.00
014753	W	11/05/2014	RICHLAND CO SOLID WASTE MGMT	229050			41.00
014754	W	11/05/2014	HILLYARD PRODUCTS	232220	RECONCILED:11/12/2014		159.17
014755	W	11/05/2014	SCHUSTER, SARA	396441	RECONCILED:11/21/2014		6.43
014756	W	11/05/2014	SPORT-N-SHOES LLC	397061	RECONCILED:11/14/2014		1,036.00
014757	W	11/05/2014	STUMPS	260460	RECONCILED:11/12/2014		218.85
014758	W	11/05/2014	TEAGUE, ERIC	396867	RECONCILED:11/05/2014		810.32
014759	W	11/05/2014	TRUCK SALES & SERVICE INC	116090	RECONCILED:11/10/2014		94.74
014760	W	11/05/2014	VILLAGE OF LUCAS	276380	RECONCILED:11/13/2014		6,665.99
014761	W	11/05/2014	WOOD, JENNIFER	394000	RECONCILED:11/07/2014		158.62
014762	W	11/20/2014	AGLAND CO-OP INC. PO BOX 369	396983	RECONCILED:11/25/2014		811.01
014763	W	11/20/2014	ALFRED NICKLES BAKERY	204500	RECONCILED:11/25/2014		620.36
014764	W	11/20/2014	BLEVINS TIRES	026520			190.00
014765	W	11/20/2014	Britton, Smith, Peters & Kalail LPAs	183088	RECONCILED:11/24/2014		325.00
014766	W	11/20/2014	BVIP Limousine Service Ltd.	131235	RECONCILED:11/28/2014		300.00
014767	W	11/20/2014	CARDINAL BUS SALES	396769	RECONCILED:11/24/2014		33.58
014768	W	11/20/2014	CARTRIDGE WORLD	396779	RECONCILED:11/25/2014		726.95

Date: 12/02/2014  
 Time: 11:34 am

LUCAS LOCAL SCHOOL DISTRICT  
 SORT BY CHECK NUMBER  
 CHECK DATES BETWEEN 11/01/2014 AND 11/30/2014  
 ALL CHECKS SELECTED

Page: 2  
 (CHEKPY)

CHECK	TYPE	DATE	VENDOR	VENDOR	STATUS/DATE	BANK CODE	CHECK AMOUNT
014769	W	11/20/2014	MICNASH HOLDINGS LLC				
			CDI COMPUTER DEALERS, INC.	396582	RECONCILED:11/26/2014		3,456.00
014770	W	11/20/2014	CDW-G	396372	RECONCILED:11/26/2014		739.64
014771	W	11/20/2014	CENTER FOR INDIVIDUAL & FAMILY dba THE REHAB CENTER	397295	RECONCILED:11/25/2014		826.50
014772	W	11/20/2014	Cetina, Daniel	049900			27.29
014773	W	11/20/2014	Cintas	131183	RECONCILED:11/25/2014		40.00
014774	W	11/20/2014	CLEAR FORK VALLEY LOCAL BOARD OF EDUCATION	052850			4,514.25
014775	W	11/20/2014	Constellation NewEnergy Gas Division LLC	056700	RECONCILED:11/26/2014		3,283.41
014776	W	11/20/2014	CROUSE, KELLEY	315500			8.94
014777	W	11/20/2014	CTB/MCGRAW-HILL	043620	RECONCILED:11/26/2014		553.60
014778	W	11/20/2014	DAIRY ENTERPRISES INC.	252305	RECONCILED:11/24/2014		2,196.49
014779	W	11/20/2014	Ashland Publishing Co LLC Ashland Times-Gazette	131232	RECONCILED:11/24/2014		48.35
014780	W	11/20/2014	EJ THERAPY SERVICES Bair Herman Enterprise	396559	RECONCILED:11/24/2014		1,549.88
014781	W	11/20/2014	GORDON FOOD SERVICE	105225	RECONCILED:11/26/2014		3,833.15
014782	W	11/20/2014	HIRERIGHT SOLUTIONS, INC DRUG AND ALCOHOL TESTING	396569	RECONCILED:11/25/2014		39.25
014783	W	11/20/2014	HUNTINGTON NATIONAL BANK	397255	RECONCILED:11/25/2014		47,989.00
014784	W	11/20/2014	HYLANT ADMINISTRATIVE SERVICES	396719	RECONCILED:11/26/2014		969.40
014785	W	11/20/2014	ITsavvy LLC B2B Computer Products LLC	131203	RECONCILED:11/26/2014		12,425.00
014786	W	11/20/2014	JOSTEN'S CAP & GOWN CO	141530	RECONCILED:11/24/2014		335.99
014787	W	11/20/2014	KING OFFICE SERVICES	154125	RECONCILED:11/26/2014		176.50
014788	W	11/20/2014	KIMBALL MIDWEST	397105	RECONCILED:11/24/2014		84.15
014789	W	11/20/2014	KOORSEN FIRE & SECURITY	396614	RECONCILED:11/26/2014		320.60
014790	W	11/20/2014	M T BUSINESS TECHNOLOGIES	178795	RECONCILED:11/25/2014		581.06
014791	W	11/20/2014	MID OHIO EDUCATIONAL SERV CTR	227880	RECONCILED:11/25/2014		1,016.92
014792	W	11/20/2014	Mid-Buckeye Conference C/O Justin Todd	131107	RECONCILED:11/28/2014		481.50
014793	W	11/20/2014	MIKE & B SALES	191250	RECONCILED:11/25/2014		166.95
014794	W	11/20/2014	NEWS JOURNAL	203925	RECONCILED:11/28/2014		243.89
014795	W	11/20/2014	MONGOLD, KELLY	357600	RECONCILED:11/20/2014		172.38
014796	W	11/20/2014	MVD & ASSOCIATES	169500	RECONCILED:11/25/2014		225.00
014797	W	11/20/2014	NORTHWEST DISTRICT ATHL BOARD BILL HANNA, TREASURER	131217			836.00
014798	W	11/20/2014	OAHPERD	397217			360.00
014799	W	11/20/2014	OHIO DEPARTMENT OF JOB AND FAMILY SERVICES	207475	RECONCILED:11/25/2014		77.70
014800	W	11/20/2014	ORRVILLE HIGH SCHOOL	131238			2,696.00
014801	W	11/20/2014	PEPPLE & WAGGONER, LTD.	397123	RECONCILED:11/25/2014		165.00
014802	W	11/20/2014	PLYMOUTH H S ATHLETIC DEPT	214980	RECONCILED:11/25/2014		1,920.00
014803	W	11/20/2014	Polar Products, Inc.	131233	RECONCILED:11/25/2014		92.45
014804	W	11/20/2014	QUILL CORP	218550	RECONCILED:11/25/2014		30.65
014805	W	11/20/2014	READING RECOVERY ASHLAND UNIVERSITY	222135			2,000.00
014806	W	11/20/2014	RICHLAND COUNTY SHERIFF'S DEPT	229025	RECONCILED:11/28/2014		1,540.00

Date: 12/02/2014  
 Time: 11:34 am

LUCAS LOCAL SCHOOL DISTRICT  
 SORT BY CHECK NUMBER  
 CHECK DATES BETWEEN 11/01/2014 AND 11/30/2014  
 ALL CHECKS SELECTED

Page: 3  
 (CHEKPY)

CHECK	TYPE	DATE	VENDOR	VENDOR	STATUS/DATE	BANK CODE	CHECK AMOUNT
014807	W	11/20/2014	RICHLAND COUNTY TRANSIT BOARD Attn: Kathy Adams	131166	RECONCILED:11/26/2014		30.00
014808	W	11/20/2014	RIGHTWAY FOOD SERVICE	397070	RECONCILED:11/26/2014		3,834.77
014809	W	11/20/2014	SASCO SPECIALTY ADVERTIS GREG & TRESA HESS	235250	RECONCILED:11/25/2014		10.00
014810	W	11/20/2014	SCHOLASTIC INC	235995	RECONCILED:11/24/2014		2,135.82
014811	W	11/20/2014	SCHOOL SPECIALTY INC ORDER ENTRY	238220	RECONCILED:11/24/2014		17,080.22
014812	W	11/20/2014	SPORT-N-SHOES LLC	397061	RECONCILED:11/28/2014		3,234.00
014813	W	11/20/2014	STARK COUNTY COG MEDICAL/DENTAL/LIFE	397268	RECONCILED:11/24/2014		167.63
014814	W	11/20/2014	Time Warner Cable - Northeast	131100	RECONCILED:11/24/2014		212.04
014815	W	11/20/2014	TPC FOOD SERVICE	396975	RECONCILED:11/25/2014		1,222.37
014816	W	11/20/2014	TREASURER, STATE OF OHIO COMMODITY DISTRIBUTION PROGRAM	270000	RECONCILED:11/24/2014		1,691.23
014817	W	11/20/2014	US Bank One Card	131127	RECONCILED:11/25/2014		1,401.78
014818	W	11/20/2014	WALMART	396738	RECONCILED:11/25/2014		195.19
910069	C	11/14/2014	PAYROLL ACCOUNT LUCAS LOCAL SCHOOLS	210525	RECONCILED:11/14/2014		122,319.22
910070	C	11/28/2014	PAYROLL ACCOUNT LUCAS LOCAL SCHOOLS	210525	RECONCILED:11/28/2014		124,640.47
929022	M	11/28/2014	US BANK	900450			3,483.25
929023	M	11/28/2014	STATE TEACHERS RETIREMENT SYSTEM OF OHIO	902002			26,413.80
929024	M	11/28/2014	SCHOOL EMPLOYEES RETIRMENT SYS	902003			14,746.86
929025	M	11/21/2014	PITNEY BOWES	997301			500.00
V VOIDED CHECKS			0	CHECK TOTALS		0.00	
R RECONCILED CHECKS			85	CHECK TOTALS		399,824.30	
W WARRANT CHECKS			93	CHECK TOTALS		163,560.49	
M MEMO CHECKS			4	CHECK TOTALS		45,143.91	
B REFUND CHECKS			0	CHECK TOTALS		0.00	
I INVESTMENT CHECKS			0	CHECK TOTALS		0.00	
T TRANSFER CHECKS			0	CHECK TOTALS		0.00	
D DISTRIBUTION CHECKS			0	CHECK TOTALS		0.00	
C PAYROLL CHECKS			2	CHECK TOTALS		246,959.69	
MISSING CHECKS			0				
** TOTAL CHECKS (LESS VOIDED)			99	** TOTAL NET		455,664.09	
*** TOTAL CHECKS WRITTEN			99	*** GRAND TOTALS		455,664.09	

Begin Balance	MTD Receipts	FYTD Receipts	MTD Expenditures	FYTD Expenditures	Current Fund Balance	Current Encumbrances	Unencumbered Fund Balance
TOTAL FOR Fund/SCC 001 0000:							
4,804,394.63	219,741.74	2,528,447.56	417,057.51	2,433,304.31	4,899,537.88	526,576.97	4,372,960.91
TOTAL FOR Fund/SCC 001 9100:							
5,885.00	0.00	0.00	654.75	1,353.15	4,531.85	1,846.85	2,685.00
TOTAL FOR Fund/SCC 001 9200:							
72,000.00	0.00	0.00	0.00	0.00	72,000.00	0.00	72,000.00
TOTAL FOR Fund/SCC 001 9300:							
35,238.58	0.00	15,166.53	15,881.00	20,750.55	29,654.56	5,476.00	24,178.56
TOTAL FOR Fund/SCC 003 9096:							
138,410.59	0.00	87,078.36	0.00	76,254.00	149,234.95	37,874.00	111,360.95
TOTAL FOR Fund/SCC 006 0000:							
60,823.21	23,005.57	85,722.90	21,551.69	88,106.34	58,439.77	108,337.12	49,897.35-
TOTAL FOR Fund/SCC 007 9001:							
742.37	0.23	1.19	0.00	0.00	743.56	0.00	743.56
TOTAL FOR Fund/SCC 007 9003:							
146.69	0.05	0.25	0.00	0.00	146.94	0.00	146.94
TOTAL FOR Fund/SCC 007 9004:							
1,761.83	0.56	2.80	0.00	0.00	1,764.63	0.00	1,764.63
TOTAL FOR Fund/SCC 007 9011:							
16,073.93	5.08	25.44	0.00	0.00	16,099.37	2,000.00	14,099.37
TOTAL FOR Fund/SCC 007 9088:							
3,309.63	1.05	5.25	0.00	0.00	3,314.88	0.00	3,314.88
TOTAL FOR Fund/SCC 007 9900:							
99.46	0.00	0.00	0.00	0.00	99.46	0.00	99.46
TOTAL FOR Fund/SCC 008 9095:							
13,048.09	4.13	20.66	0.00	0.00	13,068.75	1,000.00	12,068.75
TOTAL FOR Fund/SCC 008 9096:							
47,670.04	15.55	5,826.03	0.00	0.00	53,496.07	1,000.00	52,496.07
TOTAL FOR Fund/SCC 008 9099:							
14,905.53	4.87	23.75	0.00	0.00	14,929.28	500.00	14,429.28
TOTAL FOR Fund/SCC 018 9001:							
5,911.97	0.00	7,511.27	1,514.27	7,514.38	5,908.86	1,674.90	4,233.96

Begin Balance	MTD Receipts	FYTD Receipts	MTD Expenditures	FYTD Expenditures	Current Fund Balance	Current Encumbrances	Unencumbered Fund Balance
TOTAL FOR Fund/SCC 018 9002: 1,079.90	0.00	0.00	0.00	25.54	1,054.36	380.86	673.50
TOTAL FOR Fund/SCC 018 9003: 1,794.36	221.91	1,424.07	105.88	919.24	2,299.19	1,080.76	1,218.43
TOTAL FOR Fund/SCC 018 9004: 64.83	0.00	0.00	0.00	0.00	64.83	150.00	85.17-
TOTAL FOR Fund/SCC 019 9500: 0.00	0.00	695.36	0.00	0.00	695.36	0.00	695.36
TOTAL FOR Fund/SCC 019 9501: 661.13	319.90	631.39	234.78	234.78	1,057.74	0.00	1,057.74
TOTAL FOR Fund/SCC 019 9700: 4,514.78	0.00	49,216.14	2,234.60	44,484.40	9,246.52	1,502.11	7,744.41
TOTAL FOR Fund/SCC 020 0000: 2,248.16	0.00	0.00	0.00	0.00	2,248.16	0.00	2,248.16
TOTAL FOR Fund/SCC 200 9001: 395.80	0.00	0.00	0.00	0.00	395.80	0.00	395.80
TOTAL FOR Fund/SCC 200 9002: 140.80	0.00	0.00	0.00	0.00	140.80	0.00	140.80
TOTAL FOR Fund/SCC 200 9011: 642.59	0.00	0.00	0.00	0.00	642.59	0.00	642.59
TOTAL FOR Fund/SCC 200 9012: 754.86	0.00	0.00	0.00	0.00	754.86	0.00	754.86
TOTAL FOR Fund/SCC 200 9013: 1,018.07	0.00	0.00	0.00	0.00	1,018.07	0.00	1,018.07
TOTAL FOR Fund/SCC 200 9014: 2,082.42	0.00	0.00	0.00	0.00	2,082.42	0.00	2,082.42
TOTAL FOR Fund/SCC 200 9015: 806.19	0.00	2,004.00	24.88	51.56	2,758.63	873.64	1,884.99
TOTAL FOR Fund/SCC 200 9016: 2,273.46	50.00	940.00	0.00	0.00	3,213.46	0.00	3,213.46
TOTAL FOR Fund/SCC 200 9017: 1,135.00	50.00	1,806.20	0.00	0.00	2,941.20	0.00	2,941.20

Begin Balance	MTD Receipts	FYTD Receipts	MTD Expenditures	FYTD Expenditures	Current Fund Balance	Current Encumbrances	Unencumbered Fund Balance
TOTAL FOR Fund/SCC 200 9018: 0.00	60.00	1,044.00	0.00	0.00	1,044.00	0.00	1,044.00
TOTAL FOR Fund/SCC 200 9125: 1,151.71	0.00	0.00	0.00	0.00	1,151.71	0.00	1,151.71
TOTAL FOR Fund/SCC 200 9128: 794.95	0.00	309.02	19.97	19.97	1,084.00	575.00	509.00
TOTAL FOR Fund/SCC 200 9144: 64.16	0.00	0.00	0.00	0.00	64.16	0.00	64.16
TOTAL FOR Fund/SCC 200 9330: 1,505.01	0.00	0.00	0.00	0.00	1,505.01	0.00	1,505.01
TOTAL FOR Fund/SCC 200 9440: 8,530.54	418.00	1,086.50	53.25	1,580.59	8,036.45	876.26	7,160.19
TOTAL FOR Fund/SCC 200 9608: 207.37	0.00	0.00	0.00	0.00	207.37	0.00	207.37
TOTAL FOR Fund/SCC 200 9609: 348.45	0.00	0.00	0.00	0.00	348.45	0.00	348.45
TOTAL FOR Fund/SCC 200 9611: 530.13	0.00	561.00	609.98	609.98	481.15	0.00	481.15
TOTAL FOR Fund/SCC 200 9612: 1,721.37	0.00	107.80	89.31	206.81	1,622.36	87.52	1,534.84
TOTAL FOR Fund/SCC 200 9613: 2,985.28	0.00	1,942.75	238.18	820.54	4,107.49	0.00	4,107.49
TOTAL FOR Fund/SCC 200 9680: 1,691.25	322.25	1,845.84	118.45	307.95	3,229.14	65.62	3,163.52
TOTAL FOR Fund/SCC 200 9690: 621.59	0.00	0.00	0.00	0.00	621.59	0.00	621.59
TOTAL FOR Fund/SCC 200 9710: 243.34	74.00	346.50	0.00	179.53	410.31	0.00	410.31
TOTAL FOR Fund/SCC 300 9001: 1,189.29	2,658.38	4,444.39	2,135.82	3,425.82	2,207.86	6,473.03	4,265.17-
TOTAL FOR Fund/SCC 300 9003: 762.57	0.00	16.84	0.00	0.00	779.41	0.00	779.41

Begin Balance	MTD Receipts	FYTD Receipts	MTD Expenditures	FYTD Expenditures	Current Fund Balance	Current Encumbrances	Unencumbered Fund Balance
TOTAL FOR Fund/SCC 300 9500: 5,196.11	8,283.00	50,014.60	11,380.81	40,413.26	14,797.45	25,468.23	10,670.78-
TOTAL FOR Fund/SCC 300 9510: 4,920.55	115.00	605.00	0.00	5,061.40	464.15	0.00	464.15
TOTAL FOR Fund/SCC 300 9511: 66.12	0.00	0.00	0.00	0.00	66.12	0.00	66.12
TOTAL FOR Fund/SCC 300 9520: 147.70	520.00	520.00	0.00	315.00	352.70	0.00	352.70
TOTAL FOR Fund/SCC 300 9521: 98.61	0.00	0.00	0.00	0.00	98.61	0.00	98.61
TOTAL FOR Fund/SCC 300 9525: 2.00-	0.00	253.00	0.00	0.00	251.00	0.00	251.00
TOTAL FOR Fund/SCC 300 9526: 52.44	0.00	0.00	0.00	0.00	52.44	0.00	52.44
TOTAL FOR Fund/SCC 300 9530: 30.37-	0.00	0.00	0.00	0.00	30.37-	0.00	30.37-
TOTAL FOR Fund/SCC 300 9540: 119.27	0.00	0.00	0.00	0.00	119.27	0.00	119.27
TOTAL FOR Fund/SCC 300 9550: 4,288.10	87.90-	2,799.60	0.00	0.00	7,087.70	0.00	7,087.70
TOTAL FOR Fund/SCC 300 9551: 80.94	0.00	0.00	0.00	0.00	80.94	0.00	80.94
TOTAL FOR Fund/SCC 300 9553: 1,577.48	0.00	2,018.00	0.00	3,609.00	13.52-	0.00	13.52-
TOTAL FOR Fund/SCC 300 9554: 133.99	0.00	0.00	0.00	0.00	133.99	0.00	133.99
TOTAL FOR Fund/SCC 300 9560: 1,833.10	0.00	3,190.00	158.62	743.63	4,279.47	0.00	4,279.47
TOTAL FOR Fund/SCC 300 9561: 220.11	0.00	0.00	0.00	0.00	220.11	0.00	220.11
TOTAL FOR Fund/SCC 300 9570: 326.54	0.00	0.00	0.00	0.00	326.54	0.00	326.54



Date: 12/02/2014  
 Time: 12:00 pm

LUCAS LOCAL SCHOOL DISTRICT  
 Financial Report by Fund/SCC

Begin Balance	MTD Receipts	FYTD Receipts	MTD Expenditures	FYTD Expenditures	Current Fund Balance	Current Encumbrances	Unencumbered Fund Balance
TOTAL FOR Fund/SCC 300 9571: 49.59	0.00	0.00	0.00	0.00	49.59	0.00	49.59
TOTAL FOR Fund/SCC 451 9015: 0.00	0.00	2,700.00	0.00	2,700.00	0.00	0.00	0.00
TOTAL FOR Fund/SCC 516 9014: 285.61	0.00	11,201.54	0.00	11,487.15	0.00	0.00	0.00
TOTAL FOR Fund/SCC 516 9015: 0.00	20,730.63	27,525.18	5,830.39	22,525.18	5,000.00	34,762.86	29,762.86-
TOTAL FOR Fund/SCC 572 9014: 29.84	0.00	0.00	0.00	29.84	0.00	0.00	0.00
TOTAL FOR Fund/SCC 572 9015: 0.00	12,809.11	18,782.11	4,738.70	19,520.81	738.70-	2,450.10	3,188.80-
TOTAL FOR Fund/SCC 587 9015: 0.00	832.36	832.36	0.00	832.36	0.00	277.46	277.46-
TOTAL FOR Fund/SCC 590 9015: 0.00	8,408.14	13,098.34	0.00	13,098.34	0.00	0.00	0.00
TOTAL FOR Fund/SCC 599 9909: 25.00	6,683.82	9,845.88	3,242.27	13,113.15	3,242.27-	2,834.00	6,076.27-
GRAND TOTALS: 5,281,799.64	305,247.43	2,941,639.40	487,875.11	2,813,598.56	5,409,840.48	764,143.29	4,645,697.19

Date: 12/02/14  
 Time: 12:36 pm

LUCAS LOCAL SCHOOL DISTRICT  
 Fiscal Year Budget  
 Revenues & Expenditures  
 November 1, 2014 through November 30, 2014

Page: 1  
 (FNDREVEX)

GENERAL (001)

	November Activity	Annual Budget	FYTD Activity	Encumbrances	Unencumbered Balance
Fund Balance, Beg. of Period	\$ 5,219,575.81		\$ 4,917,518.21		
Revenue:					
TAXES		\$ 2,688,500.00	\$ 1,219,836.24		
TUITION	\$ 36,333.77	\$ 495,500.00	\$ 198,123.97		
TRANSPORTATION FEES		\$ 5,400.00			
EARNINGS ON INVESTMENTS	\$ 938.84	\$ 14,000.00	\$ 8,047.36		
CLASSROOM MATERIALS AND FEES	\$ 1,058.00	\$ 15,200.00	\$ 13,143.50		
MISC. RECEIPTS - LOCAL SOURCES		\$ 3,300.00	\$ 3,995.00		
OTHER RECEIPTS - LOCAL SOURCES	\$ 201.00	\$ 500.00	\$ 1,021.50		
UNRESTRICTED GRANTS-IN-AID	\$ 178,385.68	\$ 2,400,497.67	\$ 1,049,356.84		
RESTRICTED GRANTS-IN-AID	\$ 2,511.04	\$ 30,300.00	\$ 12,555.22		
REVENUE FOR/ON BEHALF SCL DIST ADVANCES-IN	\$ 25.51		\$ 51.81		
REFND OF PRIOR YEAR EXPENDITUR	\$ 287.90	\$ 33,000.00	\$ 37,482.65		
Total Revenues:	\$ 219,741.74	\$ 5,686,197.67	\$ 2,543,614.09		
Expenditures:					
PERSONNEL:					
SALARIES	\$ 230,172.57	\$ 3,112,676.66	\$ 1,289,399.98		\$ 1,823,276.68
FRINGE BENEFITS	\$ 42,185.77	\$ 978,832.29	\$ 378,121.49	\$ 2,228.05	\$ 598,482.75
TOTAL PERSONNEL:	\$ 272,358.34	\$ 4,091,508.95	\$ 1,667,521.47	\$ 2,228.05	\$ 2,421,759.43
PURCHASED SERVICES	\$ 63,652.95	\$ 903,238.30	\$ 331,091.99	\$ 308,891.69	\$ 263,254.62
SUPPLIES AND MATERIALS	\$ 18,801.78	\$ 243,139.47	\$ 107,282.95	\$ 190,811.43	\$ 54,954.91-
CAPITAL OUTLAY	\$ 29,684.10	\$ 150,650.00	\$ 166,921.98	\$ 7,853.40	\$ 24,125.38-
MISCELLANEOUS OBJECTS	\$ 49,096.09	\$ 177,950.00	\$ 91,761.26	\$ 24,115.25	\$ 62,073.49
OTHER USES OF FUNDS		\$ 100,000.00	\$ 90,828.36		\$ 9,171.64
Total Expenditures:	\$ 433,593.26	\$ 5,666,486.72	\$ 2,455,408.01	\$ 533,899.82	\$ 2,677,178.89
Increase (Decrease) for Period	\$ 213,851.52-		\$ 88,206.08		
Fund Balance, End of Period	\$ 5,005,724.29		\$ 5,005,724.29		
Current Encumbrances	\$ 533,899.82		\$ 533,899.82		
Unencumbered Cash Balance	\$ 4,471,824.47		\$ 4,471,824.47		

INVEST NO	ITEM NO	STS	ISSUE DATE	MATURITY DATE	DESCRIPTION	FUND NO	VENDOR NO	CANCEL DATE	INTEREST RATE	INVESTED AMOUNT
001006	01	00	12/31/2009	01/05/2015	FFCB 31331JAV5	001 0000	900300		2.9000 %	50,000.00
001018	01	00	08/24/2011	09/15/2016	FHLB 313375HN0	001 0000	900300		1.3200 %	50,000.00
001033	01	00	02/25/2013	08/07/2017	FNMA 3136G1BT5	001 0000	900300		0.8500 %	50,000.00
001034	01	00	03/04/2013	11/28/2017	FNMA 3136G0XG1	001 0000	900300		1.0000 %	50,000.00
001036	01	00	03/06/2013	03/06/2017	FNMA 3136G1EH8	001 0000	900300		0.8000 %	50,000.00
001037	01	00	03/27/2013	06/27/2017	FNMA 3136G1GJ2	001 0000	900300		0.8500 %	50,000.00
001038	01	00	04/12/2013	10/12/2017	FFCB 3133ECLC6	001 0000	900300		0.8000 %	49,975.00
001040	01	00	04/25/2013	07/25/2017	FFCB 3133ECMJ0	001 0000	900300		0.7400 %	49,975.00
001042	01	00	05/15/2013	05/15/2017	FNMA 3135G0WU3	001 0000	900300		0.7500 %	50,000.00
001043	01	00	05/21/2013	11/28/2016	FHLB 3133835S6	001 0000	900300		0.5000 %	50,000.00
001045	01	00	07/30/2013	12/26/2017	FHLMC 3134G32W9	001 0000	900300		1.2500 %	49,875.00
001047	01	00	11/21/2013	06/27/2016	FFCB 3133EA2P2	001 0000	900300		0.5900 %	100,000.00
001048	01	00	01/27/2014	01/09/2018	FHLB 3130A0GC8	001 0000	900300		1.2500 %	49,812.50
001051	01	00	06/24/2014	06/24/2019	FFCB 3133EDP48	001 0000	900300		1.9700 %	50,000.00
001052	01	00	11/12/2014	11/12/2019	FHLM 3134G5LY9	001 0000	900300		1.8700 %	100,000.00
001053	01	00	11/25/2014	05/25/2018	FFCB 3133EECV0	001 0000	900300		1.4200 %	50,000.00
001054	01	00	11/26/2014	08/26/2019	FFCB 3133EECT5	001 0000	900300		1.8700 %	50,000.00
001101	01	00	06/20/2014	06/20/2017	Liberty Bank CD XXXXX662	001 0000	397410		1.2100 %	240,000.00
*** TOTAL INVESTMENTS ***										1,189,637.50

STATUS (STS) CODE: 00-ACTIVE 01-MATURED 02-CANCELLED

Date: 12/02/14  
 Time: 12:16 pm

LUCAS LOCAL SCHOOL DISTRICT  
 Revenue Account Summary  
 SORTED BY FUND-SCC

Page: 1  
 (REVSUM)

	FYTD Receivable	FYTD Actual Receipts	MTD Actual Receipts	YTD Actual Receipts	FYTD Balance Receivable	FYTD Percent Received
*****TOTAL FOR FUND-SCC 001 0000 (GENERAL FUND):	5,658,197.67	2,528,447.56	219,741.74	5,490,253.27	3,129,750.11	44.69
*****TOTAL FOR FUND-SCC 001 9100 (PUBLIC RELATIONS FUND):	0.00	0.00	0.00	5,885.00	0.00	0.00
*****TOTAL FOR FUND-SCC 001 9200 (RICHARD AREHART ESTATE FUND):	0.00	0.00	0.00	72,000.00	0.00	0.00
*****TOTAL FOR FUND-SCC 001 9300 (CASINO REVENUES SET ASIDE):	28,000.00	15,166.53	0.00	30,815.85	12,833.47	54.17
*****TOTAL FOR FUND-SCC 003 9096 (PERM IMPROVE):	77,000.00	87,078.36	0.00	88,578.36	10,078.36	113.09
*****TOTAL FOR FUND-SCC 006 0000 (FOOD SERVICES FUND):	210,640.00	85,722.90	23,005.57	212,115.62	124,917.10	40.70
*****TOTAL FOR FUND-SCC 007 9001 (SPECIAL TRUST - ELEM FACULTY):	10.00	1.19	0.23	2.16	8.81	11.90
*****TOTAL FOR FUND-SCC 007 9003 (SPECIAL TRUST - M.S. & H.S. FACULTY):	5.00	0.25	0.05	0.45	4.75	5.00
*****TOTAL FOR FUND-SCC 007 9004 (Cathy Gilbert Memorial):	15.00	2.80	0.56	5.12	12.20	18.67
*****TOTAL FOR FUND-SCC 007 9011 (MICHAEL C. FANELLO MEMORIAL SCHOLARSHIP):	45.00	25.44	5.08	46.60	19.56	56.53

\*\*\* NOTE!! ONLY ACTIVE ACCOUNTS HAVE BEEN SELECTED, TOTALS MAY EXCLUDE AMOUNTS THAT ARE RELATED TO INACTIVE ACCOUNTS. \*\*\*

Date: 12/02/14  
 Time: 12:16 pm

LUCAS LOCAL SCHOOL DISTRICT  
 Revenue Account Summary  
 SORTED BY FUND-SCC

Page: 2  
 (REVSUM)

	FYTD Receivable	FYTD Actual Receipts	MTD Actual Receipts	YTD Actual Receipts	FYTD Balance Receivable	FYTD Percent Received
*****TOTAL FOR FUND-SCC 007 9088 (RICK MCFARLAND SCHOLARSHIP FUND):	20.00	5.25	1.05	9.61	14.75	26.25
*****TOTAL FOR FUND-SCC 008 9095 (ENDOWMENT FUND):	35.00	20.66	4.13	37.82	14.34	59.03
*****TOTAL FOR FUND-SCC 008 9096 (Scholarship fund Shelby Cooper):	6,900.00	5,826.03	15.55	5,888.93	1,073.97	84.44
*****TOTAL FOR FUND-SCC 008 9099 (ENDOWMENT-CHRISTINE WYKA SCHOLARSHIP):	45.00	23.75	4.87	43.37	21.25	52.78
*****TOTAL FOR FUND-SCC 018 9001 (PUBLIC SCHOOL SUPPORT FUND - ELEMENTARY):	11,400.00	7,511.27	0.00	9,853.54	3,888.73	65.89
*****TOTAL FOR FUND-SCC 018 9002 (PUBLIC SCHOOL SUPPORT FUND - MIDDLE SCHOOL):	9,800.00	0.00	0.00	6,899.50	9,800.00	0.00
*****TOTAL FOR FUND-SCC 018 9003 (PUBLIC SCHOOL SUPPORT FUND - HIGH SCHOOL):	2,100.00	1,424.07	221.91	2,154.95	675.93	67.81
*****TOTAL FOR FUND-SCC 018 9004 (SUPT/TREAS FLOWER/FUNDRSR):	150.00	0.00	0.00	0.00	150.00	0.00
*****TOTAL FOR FUND-SCC 019 9500 (RCF - Math Minds C. Delanides):	0.00	695.36	0.00	695.36	695.36-	0.00
*****TOTAL FOR FUND-SCC 019 9501 (Academic Booster's Mini Grant):	0.00	631.39	319.90	631.39	631.39-	0.00

\*\*\* NOTE!! ONLY ACTIVE ACCOUNTS HAVE BEEN SELECTED, TOTALS MAY EXCLUDE AMOUNTS THAT ARE RELATED TO INACTIVE ACCOUNTS. \*\*\*

Date: 12/02/14  
 Time: 12:16 pm

LUCAS LOCAL SCHOOL DISTRICT  
 Revenue Account Summary  
 SORTED BY FUND-SCC

Page: 3  
 (REVSUM)

	FYTD Receivable	FYTD Actual Receipts	MTD Actual Receipts	YTD Actual Receipts	FYTD Balance Receivable	FYTD Percent Received
*****TOTAL FOR FUND-SCC 019 9700 (LUCAS LOCAL SCHOOL SUSTAINING FUND):	50,000.00	49,216.14	0.00	51,612.33	783.86	98.43
*****TOTAL FOR FUND-SCC 200 9001 (DRAMA CLUB-ELEMENTARY):	27,500.00	0.00	0.00	255.00	27,500.00	0.00
*****TOTAL FOR FUND-SCC 200 9014 (CLASS OF 2014):	0.00	0.00	0.00	1,002.60	0.00	0.00
*****TOTAL FOR FUND-SCC 200 9015 (CLASS OF 2015):	0.00	2,004.00	0.00	4,199.00	2,004.00-	0.00
*****TOTAL FOR FUND-SCC 200 9016 (CLASS OF 2016):	0.00	940.00	50.00	1,342.90	940.00-	0.00
*****TOTAL FOR FUND-SCC 200 9017 (CLASS OF 2017):	0.00	1,806.20	50.00	1,856.20	1,806.20-	0.00
*****TOTAL FOR FUND-SCC 200 9018 (CLASS OF 2018):	0.00	1,044.00	60.00	1,044.00	1,044.00-	0.00
*****TOTAL FOR FUND-SCC 200 9128 (SPANISH CLUB):	0.00	309.02	0.00	309.02	309.02-	0.00
*****TOTAL FOR FUND-SCC 200 9440 (MUSIC ACTIVITIES):	0.00	1,086.50	418.00	8,449.35	1,086.50-	0.00
*****TOTAL FOR FUND-SCC 200 9611 (ELEM STUDENT COUNCIL):	0.00	561.00	0.00	1,201.69	561.00-	0.00

\*\*\* NOTE!! ONLY ACTIVE ACCOUNTS HAVE BEEN SELECTED, TOTALS MAY EXCLUDE AMOUNTS THAT ARE RELATED TO INACTIVE ACCOUNTS. \*\*\*

LUCAS LOCAL SCHOOL DISTRICT  
 Revenue Account Summary  
 SORTED BY FUND-SCC

	FYTD Receivable	FYTD Actual Receipts	MTD Actual Receipts	YTD Actual Receipts	FYTD Balance Receivable	FYTD Percent Received
*****TOTAL FOR FUND-SCC 200 9612 (MIDDLE SCHOOL STUDENT COUNCIL):	0.00	107.80	0.00	1,250.55	107.80-	0.00
*****TOTAL FOR FUND-SCC 200 9613 (HS STUDENT COUNCIL):	0.00	1,942.75	0.00	2,124.75	1,942.75-	0.00
*****TOTAL FOR FUND-SCC 200 9680 (YEARBOOK):	0.00	1,845.84	322.25	3,553.24	1,845.84-	0.00
*****TOTAL FOR FUND-SCC 200 9710 (NATIONAL HONOR SOCIETY):	0.00	346.50	74.00	710.50	346.50-	0.00
*****TOTAL FOR FUND-SCC 300 9001 (ELEM/MS LIBRARY):	98,000.00	4,444.39	2,658.38	8,062.14	93,555.61	4.54
*****TOTAL FOR FUND-SCC 300 9003 (HS LIBRARY):	0.00	16.84	0.00	86.05	16.84-	0.00
*****TOTAL FOR FUND-SCC 300 9500 (ATHLETIC):	0.00	50,014.60	8,283.00	63,126.41	50,014.60-	0.00
*****TOTAL FOR FUND-SCC 300 9510 (ATHLETICS - HS FOOTBALL):	0.00	605.00	115.00	21,663.15	605.00-	0.00
*****TOTAL FOR FUND-SCC 300 9520 (ATHLETICS - BOYS HS BASKETBALL):	0.00	520.00	520.00	747.50	520.00-	0.00
*****TOTAL FOR FUND-SCC 300 9525 (ATHLETICS - GIRLS HS BASKETBALL):	0.00	253.00	0.00	361.50	253.00-	0.00

\*\*\* NOTE!! ONLY ACTIVE ACCOUNTS HAVE BEEN SELECTED, TOTALS MAY EXCLUDE AMOUNTS THAT ARE RELATED TO INACTIVE ACCOUNTS. \*\*\*

LUCAS LOCAL SCHOOL DISTRICT  
 Revenue Account Summary  
 SORTED BY FUND-SCC

	FYTD Receivable	FYTD Actual Receipts	MTD Actual Receipts	YTD Actual Receipts	FYTD Balance Receivable	FYTD Percent Received
*****TOTAL FOR FUND-SCC 300 9530 (ATHLETICS - BASEBALL):	0.00	0.00	0.00	1,716.55	0.00	0.00
*****TOTAL FOR FUND-SCC 300 9540 (ATHLETICS - SOFTBALL):	0.00	0.00	0.00	57.75	0.00	0.00
*****TOTAL FOR FUND-SCC 300 9550 (ATHLETICS - HS VOLLEYBALL):	0.00	2,799.60	87.90-	7,087.70	2,799.60-	0.00
*****TOTAL FOR FUND-SCC 300 9553 (ATHLETICS - HS CHEERLEADING):	0.00	2,018.00	0.00	4,306.75	2,018.00-	0.00
*****TOTAL FOR FUND-SCC 300 9560 (ATHLETICS - HS CROSS COUNTRY):	0.00	3,190.00	0.00	3,730.50	3,190.00-	0.00
*****TOTAL FOR FUND-SCC 300 9561 (ATHLETICS - MS CROSS COUNTRY):	0.00	0.00	0.00	150.00	0.00	0.00
*****TOTAL FOR FUND-SCC 300 9570 (ATHLETICS - HS TRACK & FIELD):	0.00	0.00	0.00	1,572.55	0.00	0.00
*****TOTAL FOR FUND-SCC 451 9014 (eTech Ohio Connectivity Subsidy):	5,400.00	0.00	0.00	2,700.00	5,400.00	0.00
*****TOTAL FOR FUND-SCC 451 9015 (eTech Ohio Connectivity Subsidy):	0.00	2,700.00	0.00	2,700.00	2,700.00-	0.00
*****TOTAL FOR FUND-SCC 506 9014 (RTTT FY2014):	0.00	0.00	0.00	26,449.25	0.00	0.00

\*\*\* NOTE!! ONLY ACTIVE ACCOUNTS HAVE BEEN SELECTED, TOTALS MAY EXCLUDE AMOUNTS THAT ARE RELATED TO INACTIVE ACCOUNTS. \*\*\*



LUCAS LOCAL SCHOOL DISTRICT  
 Revenue Account Summary  
 SORTED BY FUND-SCC

	FYTD Receivable	FYTD Actual Receipts	MTD Actual Receipts	YTD Actual Receipts	FYTD Balance Receivable	FYTD Percent Received
*****TOTAL FOR FUND-SCC 506 901B (FY14 RTTT ENTRY YEAR):	0.00	0.00	0.00	350.00	0.00	0.00
*****TOTAL FOR FUND-SCC 516 9014 (IDEA FY2014):	158,923.88	11,201.54	0.00	101,073.63	147,722.34	7.05
*****TOTAL FOR FUND-SCC 516 9015 (IDEA FY2015):	0.00	27,525.18	20,730.63	27,525.18	27,525.18-	0.00
*****TOTAL FOR FUND-SCC 572 9014 (TITLE I FY2014):	80,855.66	0.00	0.00	39,918.99	80,855.66	0.00
*****TOTAL FOR FUND-SCC 572 9015 (TITLE I FY2015):	0.00	18,782.11	12,809.11	18,782.11	18,782.11-	0.00
*****TOTAL FOR FUND-SCC 587 9014 (ECSE FY2014):	1,109.82	0.00	0.00	110.43	1,109.82	0.00
*****TOTAL FOR FUND-SCC 587 9015 (ECSE FY2015):	0.00	832.36	832.36	832.36	832.36-	0.00
*****TOTAL FOR FUND-SCC 590 9014 (TITLE II-A FY2014):	15,409.82	0.00	0.00	18,193.82	15,409.82	0.00
*****TOTAL FOR FUND-SCC 590 9015 (TITLE II-A FY2015):	0.00	13,098.34	8,408.14	13,098.34	13,098.34-	0.00
*****TOTAL FOR FUND-SCC 599 9908 (REAP 2013):	0.00	0.00	0.00	11,543.76	0.00	0.00

\*\*\* NOTE!! ONLY ACTIVE ACCOUNTS HAVE BEEN SELECTED, TOTALS MAY EXCLUDE AMOUNTS THAT ARE RELATED TO INACTIVE ACCOUNTS. \*\*\*

Date: 12/02/14  
Time: 12:16 pm

LUCAS LOCAL SCHOOL DISTRICT  
Revenue Account Summary  
SORTED BY FUND-SCC

Page: 7  
(REVSUM)

	FYTD Receivable	FYTD Actual Receipts	MTD Actual Receipts	YTD Actual Receipts	FYTD Balance Receivable	FYTD Percent Received
*****TOTAL FOR FUND-SCC 599 9909 (REAP 2014):	44,000.00	9,845.88	6,683.82	9,870.88	34,154.12	22.38
=====						
*****GRAND TOTALS:	6,485,561.85	2,941,639.40	305,247.43	6,390,645.33	3,543,922.45	45.36
=====						

\*\*\* NOTE!! ONLY ACTIVE ACCOUNTS HAVE BEEN SELECTED, TOTALS MAY EXCLUDE AMOUNTS THAT ARE RELATED TO INACTIVE ACCOUNTS. \*\*\*

DATE: 12/02/2014  
 TIME: 12:36:18

FORM SM-2  
 OHIO DEPARTMENT OF EDUCATION - OFFICE OF SCHOOL MANAGEMENT ASSISTANCE  
 ANNUAL SPENDING PLAN (CURRENT OPERATION - GENERAL FUND ONLY - O.R.C. 5705.391)

PAGE: 1

SCHOOL DISTRICT: LUCAS LOCAL SCHOOL DISTRICT      IRN # 049445      COUNTY: RICHLAND      FISCAL YEAR: 2015      MONTH: 11

	MONTHLY ESTIMATE	MONTHLY ACTUAL	MONTHLY DIFFERENCE	FISCAL YTD ESTIMATE	FISCAL YTD ACTUAL	FISCAL YTD DIFFERENCE
REVENUES						
01.010 General Property (Real Estate)	0	0	0	835,983	814,265	21,718-
01.020 Tangible Personal Property Tax	174,345	0	174,345-	488,911	405,571	83,340-
01.030 Income Tax	0	0	0	0	0	0
01.035 Unrestricted Grants-in-Aid	172,815	171,287	1,528-	869,276	875,295	6,019
01.040 Restricted Grants-in-Aid	2,409	2,511	102	10,492	12,555	2,063
01.045 Restricted Grants-in-Aid - SFSF	0	0	0	0	0	0
01.050 Property Tax Allocation	38,607	7,099	31,508-	167,563	174,062	6,499
01.060 All Other Operating Revenue	42,978	38,356	4,622-	225,473	223,362	2,111-
01.070 Total Revenue	431,154	219,253	211,901-	2,597,698	2,505,110	92,588-
OTHER FINANCING SOURCES						
02.010 Proceeds from Sale of Notes	0	0	0	0	0	0
02.020 State Emergency Loans & Advancements (Approved)	0	0	0	0	0	0
02.040 Operating Transfers-In	0	0	0	0	0	0
02.050 Advances-In	0	0	0	0	0	0
02.060 All Other Financing Sources	417	489	72	22,260	38,505	16,245
02.070 Total Other Financing Sources	417	489	72	22,260	38,505	16,245
02.080 Total Revenues and Other Financing Sources	431,571	219,742	211,829-	2,619,958	2,543,615	76,343-
EXPENDITURES						
03.010 Personal Services	280,599	230,173	50,426-	1,293,196	1,289,401	3,795-
03.020 Employees' Retirement/Insurance Benefits	85,294	42,186	43,108-	397,611	378,121	19,490-
03.030 Purchased Services	52,856	63,653	10,797	318,624	331,092	12,468
03.040 Supplies and Materials	5,970	18,802	12,832	49,584	107,283	57,699
03.050 Capital Outlay	5,970	29,684	23,714	49,584	166,921	117,337
03.060 Intergovernmental	0	0	0	0	0	0
04.010 Debt Service: All Principal (Historical)	0	0	0	0	0	0
04.020 Debt Service: Principal - Notes	0	0	0	0	0	0
04.030 Debt Service: Principal - State Loans	0	0	0	0	0	0
04.040 Debt Service: Principal - State Advancements	0	0	0	0	0	0
04.050 Debt Service: Principal - HB 264 Loans	37,000	37,000	0	37,000	37,000	0
04.055 Debt Service: Principal - Other	0	0	0	0	0	0
04.060 Debt Service: Interest and Fiscal Charges	1,600	802	798-	1,600	802	798-
04.300 Other Objects	10,717	11,294	577	48,383	53,959	5,576
04.500 Total Expenditures	480,006	433,594	46,412-	2,195,582	2,364,579	168,997
OTHER FINANCING USES						
05.010 Operating Transfers - Out	0	0	0	87,100	90,828	3,728
05.020 Advances - Out	0	0	0	0	0	0
05.030 All Other Financing Uses	0	0	0	0	0	0
05.040 Total Other Financing Uses	0	0	0	87,100	90,828	3,728
05.050 Total Expenditure and Other Financing Uses	480,006	433,594	46,412-	2,282,682	2,455,407	172,725
06.010 Excess Rev & Oth Financing Sources over(under) Exp &	48,435-	213,852-	165,417-	337,276	88,208	249,068-
07.010 Beginning Cash Balance	5,303,229	5,219,578	83,651-	4,917,518	4,917,518	0
07.020 Ending Cash Balance	5,254,794	5,005,726	249,068-	5,254,794	5,005,726	249,068-
08.010 Outstanding Encumbrances	0	533,900	533,900	0	533,900	533,900