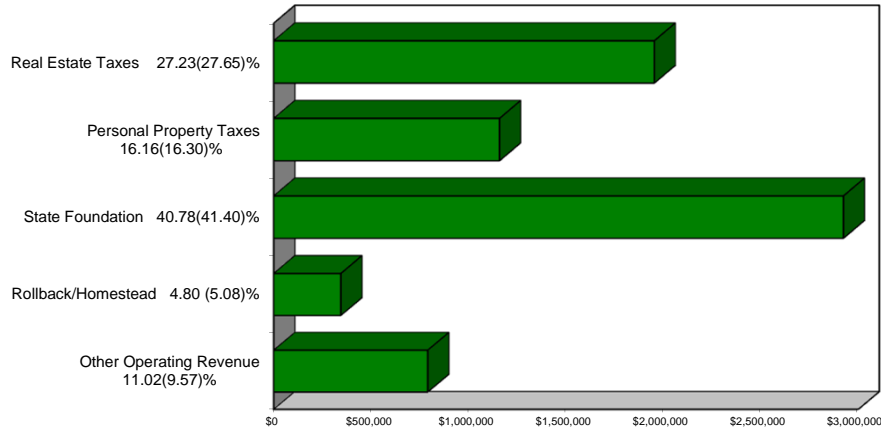
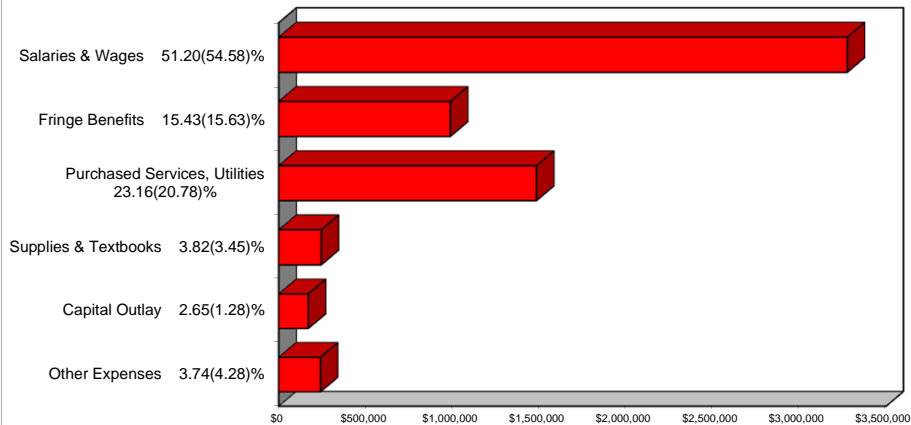


# LUCAS LOCAL SCHOOL DISTRICT 2017-18 ANNUAL FINANCIAL REPORT

## 2017-18 GENERAL FUND REVENUES \$7,169,559 Previous Year's Value shown in ( )



## 2017-18 GENERAL FUND EXPENDITURES \$6,397,344 Previous Year's Value shown in ( )



### SUMMARY OF GENERAL FUND

Fund Balance July 1, 2017	\$7,175,682
Total Receipts	\$7,169,559
Total Expenditures	(\$6,397,344)
Fund Balance June 30, 2018	\$7,947,897
Current Encumbrances	(\$7,260)
Available Balance June 30, 2018	<b>\$7,940,637</b>

### SUMMARY OF CAPITAL PROJECT FUNDS

Fund Balance July 1, 2017	\$190,694
Total Receipts	\$79,169
Total Expenditures	(\$1,725)
Fund Balance June 30, 2018	\$268,137
Current Encumbrances	(\$4,250)
Available Balance June 30, 2018	<b>\$263,887</b>

### SUMMARY OF INTERNAL SERVICE, AGENCY, SPECIAL REVENUE, TRUST, & ENTERPRISE FUNDS

Fund Balance July 1, 2017	\$242,659
Total Receipts	\$688,190
Total Expenditures	(\$686,001)
Fund Balance June 30, 2018	\$244,849
Current Encumbrances	(\$23,307)
Available Balance June 30, 2018	<b>\$221,542</b>

### TOTAL ALL FUNDS

Total Fund Balances July 1, 2017	\$7,609,035
Total Receipts	\$7,936,917
Total Expenditures	(\$7,085,070)
Total Fund Balances June 30, 2018	\$8,460,883
Total Encumbrances	(\$34,817)
Budget Reserve & Maintenance Reserve	\$0
Available Balance of All Funds June 30, 2018	<b>\$8,426,066</b>

### Total Assessed Property Valuation in the Lucas Local School District \$ 87,717,970 Class I

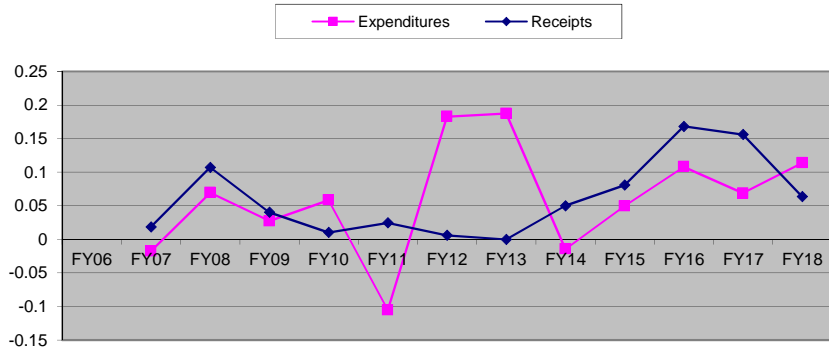
School Tax Rates:	Original	Effective Rate
Inside Millage (unvoted)	5.0 mills	5.00 mills
Outside Millage (voted)	41.9 mills	30.60 mills
Total	46.9 mills	35.60 mills

Submitted by Larry W. Lifer, Treasurer

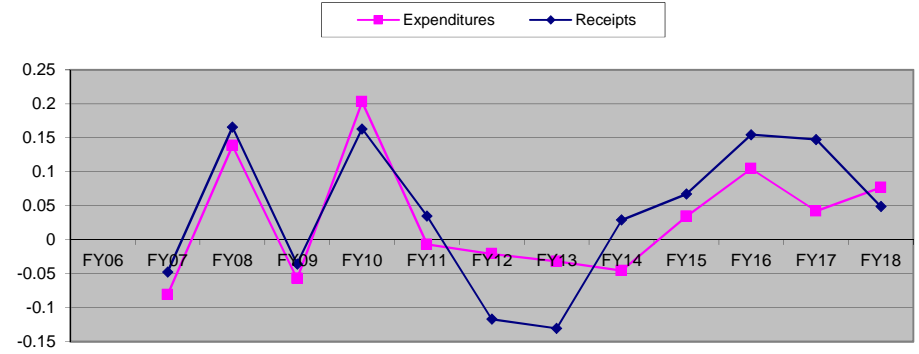
**2017-18 General Fund Net Gain (Loss) \$ 772,215**

# LUCAS LOCAL SCHOOL DISTRICT RECEIPTS AND EXPENDITURES ANALYSIS

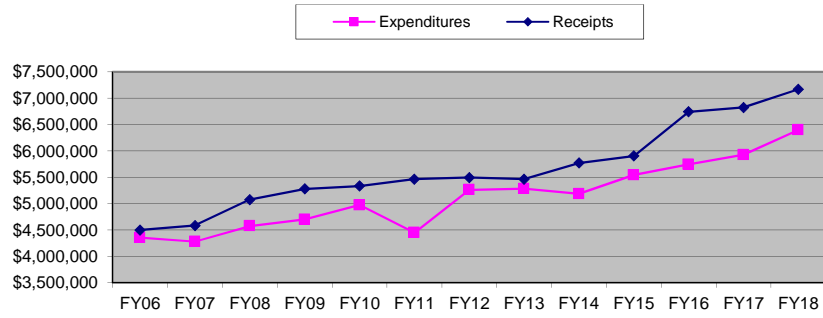
**General Fund  
% Change From Prior Year**



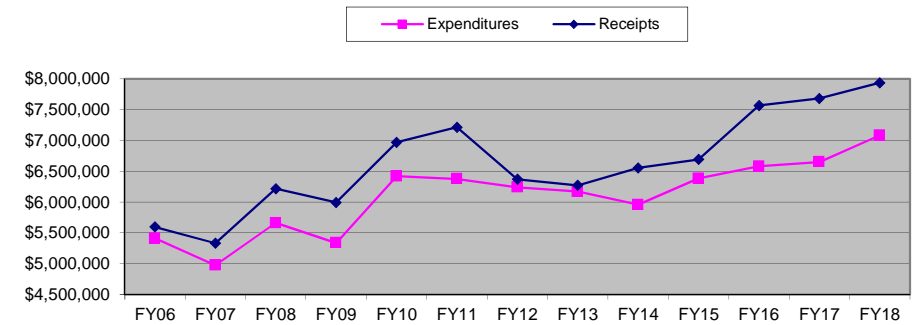
**All Funds  
% Change From Prior Year**



**General Fund  
Dollars Received and Expended**



**All Funds  
Dollars Received and Expended**



# LUCAS LOCAL SCHOOL DISTRICT

## Forecast Accuracy Analysis Fiscal Years 2018, 2017, 2016

% Variance Goal of +/- 5%

FISCAL 2018		October 2017		May 2018	
Description	ACTUAL	AMOUNT	% Variance	AMOUNT	% Variance
Property Tax Revenue	\$1,952,562	\$1,990,935	-1.93%	\$1,990,935	-1.93%
Personal Property Tax Revenue	\$1,158,632	\$1,089,050	6.39%	\$1,089,050	6.39%
Foundation (Restr & Unrestr)	\$2,923,988	\$2,819,650	3.70%	\$2,856,611	2.36%
Homestead/Rollback	\$344,277	\$355,000	-3.02%	\$355,000	-3.02%
All other Revenue	\$790,100	\$588,700	34.21%	\$753,481	4.86%
<b>Total Revenue</b>	<b>\$7,169,559</b>	<b>\$6,843,335</b>	<b>4.77%</b>	<b>\$7,045,077</b>	<b>1.77%</b>
Salaries & Wages	\$3,275,253	\$3,357,063	-2.44%	\$3,331,078	-1.68%
Retirement/Insurance Benefits	\$986,831	\$1,020,520	-3.30%	\$1,011,994	-2.49%
Purchased Svcs/Utilities	\$1,481,901	\$1,485,562	-0.25%	\$1,624,134	-8.76%
Supplies	\$244,127	\$317,567	-23.13%	\$290,629	-16.00%
Capital Expenditures	\$169,757	\$203,618	-16.63%	\$198,047	-14.28%
All Other Expenditures	\$239,476	\$271,611	-11.83%	\$256,001	-6.46%
<b>Total Expenditures</b>	<b>\$6,397,354</b>	<b>\$6,655,941</b>	<b>-3.89%</b>	<b>\$6,711,883</b>	<b>-4.69%</b>
<b>Net Gain/(Loss)</b>	<b>\$772,205</b>	<b>\$187,394</b>	<b>312.08%</b>	<b>\$333,194</b>	<b>131.76%</b>

% Variance Goal of +/- 5%

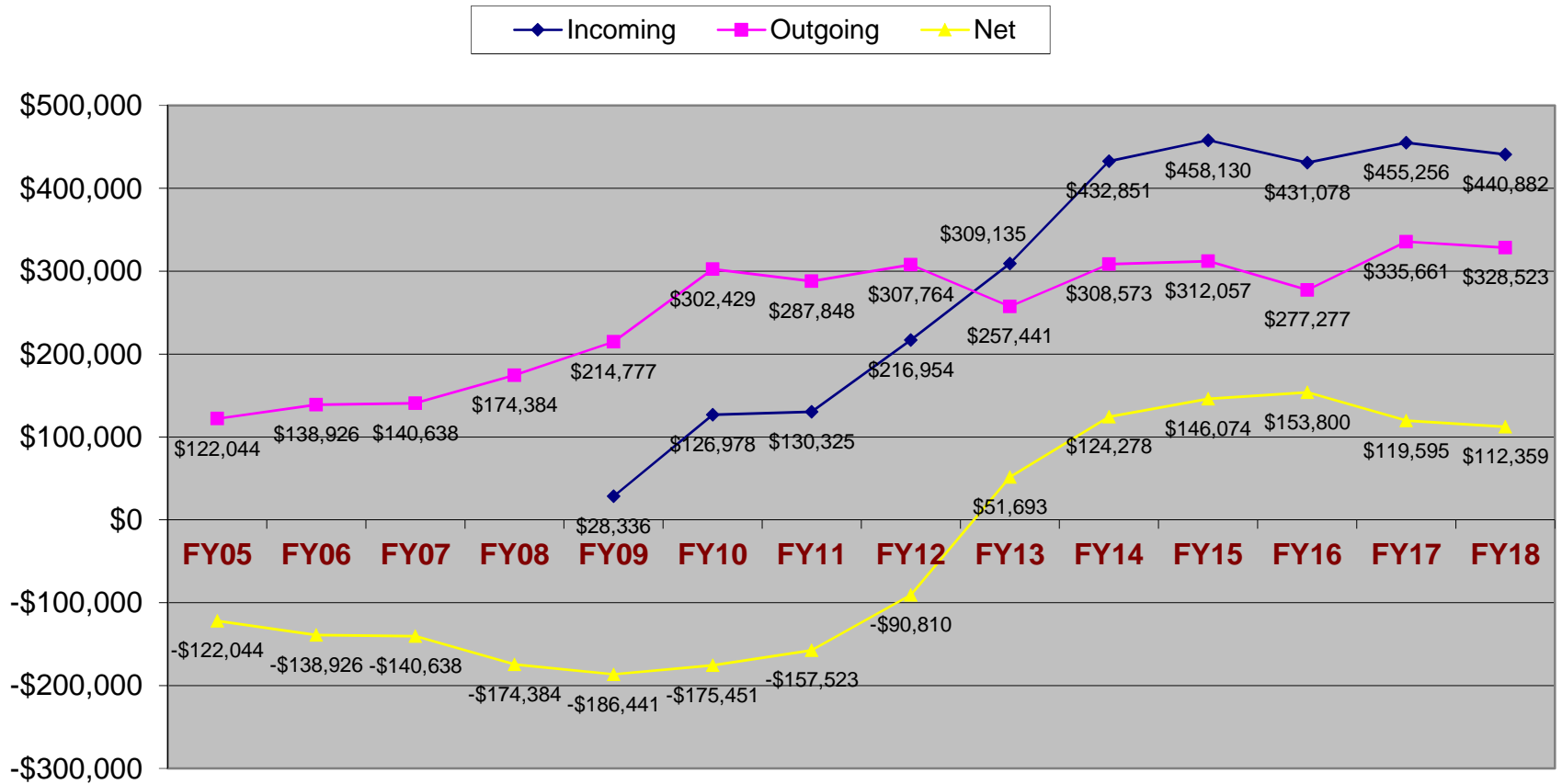
FISCAL 2017		October 2016		December 2016		May 2017	
Description	ACTUAL	AMOUNT	% Variance	AMOUNT	% Variance	AMOUNT	% Variance
Property Tax Revenue	\$1,887,424	\$2,008,560	-6.03%	\$2,008,560	-6.03%	\$1,888,560	-0.06%
Personal Property Tax Revenue	\$1,112,415	\$1,012,520	9.87%	\$1,012,520	9.87%	\$1,112,320	0.01%
Foundation (Restr & Unrestr)	\$2,825,805	\$2,991,000	-5.52%	\$2,761,200	2.34%	\$2,806,875	0.67%
Homestead/Rollback	\$346,733	\$343,000	1.09%	\$343,000	1.09%	\$343,000	1.09%
All other Revenue	\$652,858	\$562,950	15.97%	\$595,770	9.58%	\$646,770	0.94%
<b>Total Revenue</b>	<b>\$6,825,235</b>	<b>\$6,918,030</b>	<b>-1.34%</b>	<b>\$6,721,050</b>	<b>1.55%</b>	<b>\$6,797,525</b>	<b>0.41%</b>
Salaries & Wages	\$3,233,920	\$3,226,698	0.22%	\$3,226,698	0.22%	\$3,238,901	-0.15%
Retirement/Insurance Benefits	\$925,980	\$970,494	-4.59%	\$970,494	-4.59%	\$936,344	-1.11%
Purchased Svcs/Utilities	\$1,230,937	\$1,464,249	-15.93%	\$1,464,249	-15.93%	\$1,308,598	-5.93%
Supplies	\$204,493	\$277,395	-26.28%	\$277,395	-26.28%	\$217,523	-5.99%
Capital Expenditures	\$75,672	\$106,400	-28.88%	\$106,400	-28.88%	\$69,997	8.11%
All Other Expenditures	\$253,567	\$314,381	-19.34%	\$314,381	-19.34%	\$281,566	-9.94%
<b>Total Expenditures</b>	<b>\$5,924,569</b>	<b>\$6,359,617</b>	<b>-6.84%</b>	<b>\$6,359,617</b>	<b>-6.84%</b>	<b>\$6,052,929</b>	<b>-2.12%</b>
<b>Net Gain/(Loss)</b>	<b>\$900,666</b>	<b>\$558,413</b>	<b>61.29%</b>	<b>\$361,433</b>	<b>149.19%</b>	<b>\$744,596</b>	<b>20.96%</b>

% Variance Goal of +/- 5%

FISCAL 2016		October 2015		May 2016	
Description	ACTUAL	AMOUNT	% Variance	AMOUNT	% Variance
Property Tax Revenue	\$2,018,472	\$1,875,000	7.65%	\$2,017,393	0.05%
Personal Property Tax Revenue	\$1,019,029	\$880,000	15.80%	\$1,019,028	0.00%
Foundation (Restr & Unrestr)	\$2,774,148	\$2,773,413	0.03%	\$2,771,517	0.09%
Homestead/Rollback	\$349,257	\$343,000	1.82%	\$349,257	0.00%
All other Revenue	\$580,500	\$545,600	6.40%	\$509,580	13.92%
<b>Total Revenue</b>	<b>\$6,741,407</b>	<b>\$6,417,013</b>	<b>5.06%</b>	<b>\$6,666,775</b>	<b>1.12%</b>
Salaries & Wages	\$3,091,058	\$3,102,278	-0.36%	\$3,147,168	-1.78%
Retirement/Insurance Benefits	\$945,996	\$1,035,315	-8.63%	\$950,997	-0.53%
Purchased Svcs/Utilities	\$993,483	\$1,017,092	-2.32%	\$1,225,831	-18.95%
Supplies	\$182,625	\$227,075	-19.58%	\$213,849	-14.60%
Capital Expenditures	\$266,882	\$128,000	108.50%	\$166,926	59.88%
All Other Expenditures	\$264,156	\$304,592	-13.28%	\$280,075	-5.68%
<b>Total Expenditures</b>	<b>\$5,744,200</b>	<b>\$5,814,352</b>	<b>-1.21%</b>	<b>\$5,984,846</b>	<b>-4.02%</b>
<b>Net Gain/(Loss)</b>	<b>\$997,207</b>	<b>\$602,661</b>	<b>65.47%</b>	<b>\$681,929</b>	<b>46.23%</b>

# LUCAS LOCAL SCHOOL DISTRICT 2017-18 ANNUAL FINANCIAL REPORT

## Impact of Open Enrollment



# LUCAS LOCAL SCHOOL DISTRICT 2017-18 ANNUAL FINANCIAL REPORT

## Community School Deduction

